



bRIGHT S T U D Y

REAL-WORLD REGISTRY
INITIAL 30-DAY RESULTS

“

We see very short learning curves and the ability to adopt the therapy safely and effectively. We see a great safety profile and confirm the previous effectiveness results of the TRILUMINATE trial ... It's confirmed looking at much more centers and reflecting real-world practice.”

Prof. Dr. Philipp Lurz
bRIGHT Principal Investigator



Scan to learn more about
TriClip™ TEER System



TriClip™

Transcatheter
Edge-to-Edge Repair

THE FUTURE OF TRICUSPID THERAPIES IS bRIGHT¹

Objective

Evaluating the safety and effectiveness of TriClip™ TEER in patients with severe TR in a real-world, post-market setting.

Study Design

Prospective, single-arm, multicenter registry (minimum 320 subjects at approximately 30 sites in Europe).



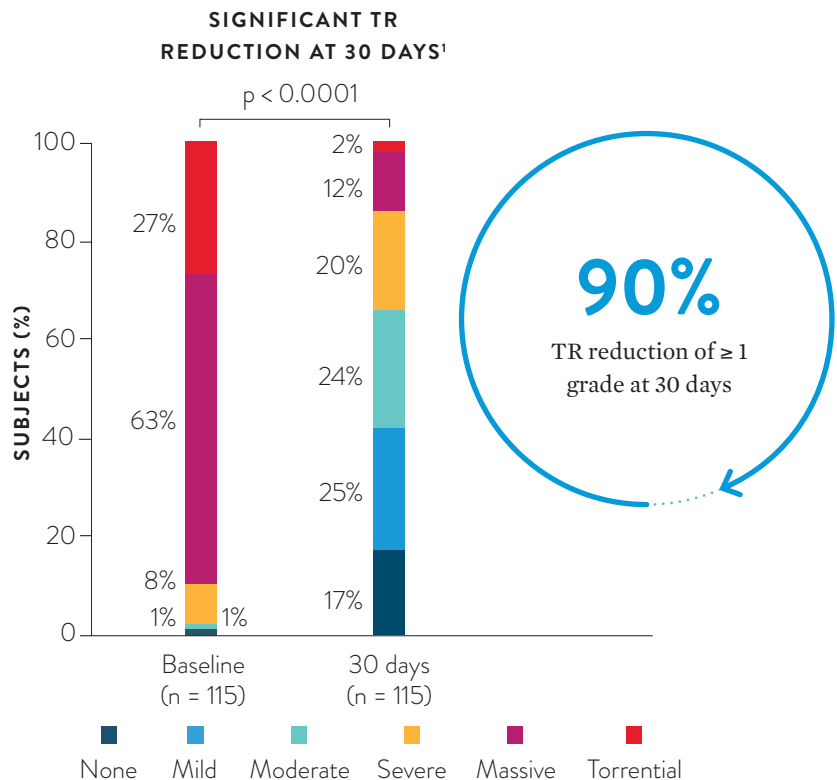
Mean Age
78.4
± 8.0 Years



NYHA
82%
Functional Class III/IV

Studied in an elderly, fragile, high-surgical risk patient population

Real-world Results Mirror Significant Improvements as Seen in TRILUMINATE™ Clinical Trial^{1,2}

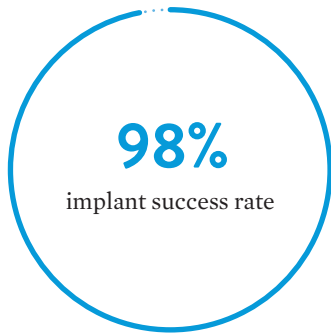


Information contained herein for DISTRIBUTION outside of the U.S. ONLY. Always check the regulatory status for the device in your region.


PROVEN IN THE LARGEST BODY OF REAL-WORLD EVIDENCE TO DATE^{1,3}

TriClip™ Therapy Continues to Demonstrate:

High Procedural Success



Short Device Time



High Safety Profile at 30 Days



99.5%
survival

1.5%
Tricuspid valve
re-intervention or
re-operation

0%
embolization

High rates of success across diverse patient anatomies


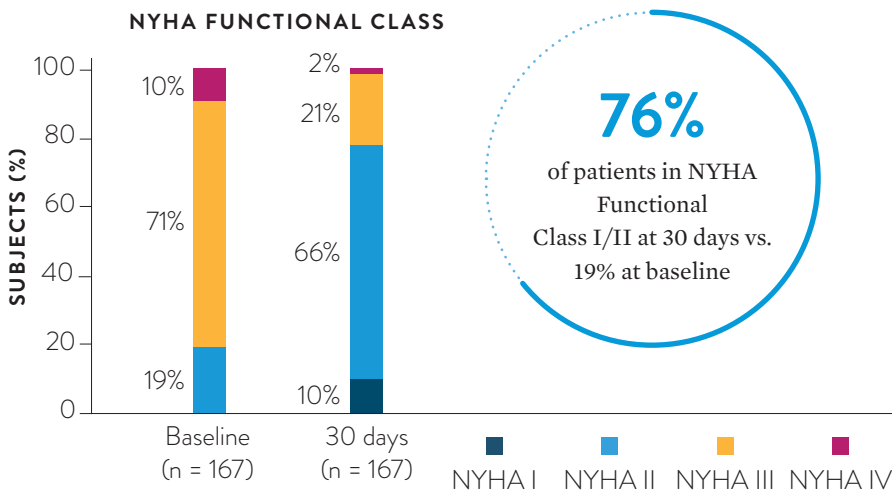


2.5–6.7 cm range of annular diameters



94% acute procedural success in patients with right ventricle leads

Strong Real-world Clinical Outcomes at 30 Days



significant improvement in KCCQ-OS health-related quality of life

KCCQ-OS = Kansas City Cardiomyopathy Questionnaire Overall Summary

MAE = major adverse event

NYHA = New York Heart Association

TEER = transcatheter edge-to-edge repair

TR = tricuspid regurgitation

1. Lurz P, Schueler R, Goebel B, et al. Real-world Outcomes for Tricuspid Edge-to-Edge Repair: Initial 30-Day Results from the TriClip™ bRIGHT Study. Presented at: PCR London Valves; November 21-23, 2021; London, England.

2. Nickenig G, Weber M, Lurz P, et al. Transcatheter edge-to-edge repair for reduction of tricuspid regurgitation: 6-month outcomes of the TRILUMINATE single-arm study. *Lancet*. 2019;394(10213):2002-2011.

3. ClinicalTrials.gov. Find a Study. Accessed November 12, 2021. <https://clinicaltrials.gov/ct2/results?cond=tricuspid+regurgitation&term=transcatheter&cntry=&state=&city=&dist=>

The testimonial does not provide any indication, guide, warranty or guarantee as to the response patients may have to the treatment or effectiveness of the product or therapy in discussion. Opinions about the treatment discussed can and do vary and are specific to the individual's experience and might not be representative of others.

CAUTION: This product is intended for use by or under the direction of a physician. Prior to use, reference the Instructions for Use, inside the product carton (when available) or at eifu.abbottvascular.com or at medical.abbott/manuals for more detailed information on Indications, Contraindications, Warnings, Precautions and Adverse Events.

Information contained herein for **DISTRIBUTION outside of the U.S. ONLY**. Always check the regulatory status for the device in your region.

Abbott

3200 Lakeside Dr., Santa Clara, CA. 95054 USA

™ Indicates a trademark of the Abbott group of companies.

‡ Indicates a third party trademark, which is property of its respective owner.

www.structuralheart.abbott

© 2021 Abbott. All Rights Reserved. | MAT-2115505 v1.0 | Item approved for Global OUS use only.

